



CA Ramya Ganapathy
M.Com, F.C.A
Chartered Accountant

Cell: 8754430899
Landline: 044-43559396
Email: ramyagsub@gmail.com

Office: No: 6A, First Floor, 10th Street New Colony, Adambakkam, Chennai 600088
Resi: Plot No: 17, Door No: 10 Veera Ragavar St, Annanagar Layout, Puzhuthivakkam, Chennai 600091

INDEPENDENT AUDITOR'S REPORT

To the Members of **SWELECT GREEN ENERGY SOLUTIONS PRIVATE LIMITED**

Report on the Audit of the Ind AS Financial Statements

Opinion

I have audited the accompanying financial statements of **SWELECT GREEN ENERGY SOLUTIONS PRIVATE LIMITED** ("the Company"), which comprise the Balance Sheet as at 31 March 2019, and the Statement of Profit and Loss, and statement of Cash Flows and the Statement of Changes in Equity for the year then ended, and notes to the financial statements, including a summary of significant accounting policies and a summary of significant accounting policies other explanatory information.

In my opinion and to the best of the information and according to the explanations given to me, the aforesaid financial statements give the information required by the Companies Act, 2013 ("the Act") in the manner so required and give a true and fair view in conformity with the Indian Accounting Standards prescribed under section 133 of the Act read with the Companies (Indian Accounting Standards) Rules, 2015, as amended, ("Ind AS") and other accounting principles generally accepted in India, of the state of affairs of the Company as at March 31, 2019, and its profit/loss, and its cash flows and the changes in equity for the year ended on that date.

Basis for Opinion

I conducted my audit of Ind AS financial statements in accordance with the Standards on Auditing (SAs) specified under section 143(10) of the Act (SAs). My responsibilities under those Standards are further described in the Auditor's Responsibilities for the Audit of the Ind AS financial statements section of my report. I'm independent of the Company in accordance with the Code of Ethics issued by the Institute of Chartered Accountants of India together with the ethical requirements that are relevant to my audit of the Ind AS financial statements under the provisions of the Act and the Rules thereunder and I have fulfilled my other ethical responsibilities in accordance with these requirements and the Code of Ethics. I believe that the audit evidence obtained by me is sufficient and appropriate to provide a basis for my audit opinion on the Ind AS financial statements.

Information Other than the Ind AS financial statements and Auditor's Report Thereon

- The Company's Board of Directors is responsible for the other information. The other information comprises the information included in the Board's report, but does not include the Ind AS financial statements and my auditor's report thereon.
- My opinion on the Ind AS financial statements does not cover the other information and I do not express any form of assurance conclusion thereon.

- In connection with our audit of the Ind AS financial statements, my responsibility is to read the other information and, in doing so, consider whether the other information is materially inconsistent with the Ind AS financial statements or my knowledge obtained during the course of my audit or otherwise appears to be materially misstated.

If, based on the work I have performed, I conclude that there is a material misstatement of this other information, I am required to report that fact. I have nothing to report in this regard.

Management's Responsibility for the Ind AS financial statements

The Company's Board of Directors is responsible for the matters stated in section 134(5) of the Act with respect to the preparation of these financial statements that give a true and fair view of the financial position, financial performance, cash flows and changes in equity of the Company in accordance with the Ind AS and other accounting principles generally accepted in India. This responsibility also includes maintenance of adequate accounting records in accordance with the provisions of the Act for safeguarding the assets of the Company and for preventing and detecting frauds and other irregularities; selection and application of appropriate accounting policies; making judgments and estimates that are reasonable and prudent; and design, implementation and maintenance of adequate internal financial controls, that were operating effectively for ensuring the accuracy and completeness of the accounting records, relevant to the preparation and presentation of the financial statements that give a true and fair view and are free from material misstatement, whether due to fraud or error.

In preparing the Ind AS financial statements, Management is responsible for assessing the Company's ability to continue as a going concern, disclosing, as applicable, matters related to going concern and using the going concern basis of accounting unless Management either intends to liquidate the Company or to cease operations, or has no realistic alternative but to do so.

Those Board of Directors are also responsible for overseeing the Company's financial reporting process.

Auditor's Responsibility for the Audit of the Ind AS financial statements

My objective is to obtain reasonable assurance about whether the Ind AS financial statements as a whole are free from material misstatement, whether due to fraud or error, and to issue an auditor's report that includes my opinion. Reasonable assurance is a high level of assurance but is not a guarantee that an audit conducted in accordance with SAs will always detect a material misstatement when it exists. Misstatements can arise from fraud or error and are considered material if, individually or in the aggregate, they could reasonably be expected to influence the economic decisions of users taken on the basis of these Ind AS financial statements.

As part of an audit in accordance with SAs, I exercise professional judgment and maintain professional skepticism throughout the audit. I also:

- Identify and assess the risks of material misstatement of the Ind AS financial statements, whether due to fraud or error, design and perform audit procedures responsive to those risks, and obtain audit evidence that is sufficient and appropriate to provide a basis for my opinion. The risk of not detecting a material misstatement resulting from fraud is higher than for one resulting from error, as fraud may involve collusion, forgery, intentional omissions, misrepresentations, or the override of internal control.
- Obtain an understanding of internal financial controls relevant to the audit in order to design audit procedures that are appropriate in the circumstances. Under section 143(3)(I) of the Act, we are also responsible for expressing our opinion on whether the Company has

adequate internal financial controls system in place and the operating effectiveness of such controls.

- Evaluate the appropriateness of accounting policies used and the reasonableness of accounting estimates and related disclosures made by the Management.
- Conclude on the appropriateness of Management's use of the going concern basis of accounting and, based on the audit evidence obtained, whether a material uncertainty exists related to events or conditions that may cast significant doubt on the Company's ability to continue as a going concern. If I conclude that a material uncertainty exists, I am required to draw attention in my auditor's report to the related disclosures in the Ind AS financial statements or, if such disclosures are inadequate, to modify my opinion. My conclusions are based on the audit evidence obtained up to the date of my auditor's report. However, future events or conditions may cause the Company to cease to continue as a going concern.
- Evaluate the overall presentation, structure and content of the Ind AS financial statements, including the disclosures, and whether the Ind AS financial statements represent the underlying transactions and events in a manner that achieves fair presentation.

Materiality is the magnitude of misstatements in the Ind AS financial statements that, individually or in aggregate, makes it probable that the economic decisions of a reasonably knowledgeable user of the Ind AS financial statements may be influenced. I consider quantitative materiality and qualitative factors in (i) planning the scope of my audit work and in evaluating the results of my work; and (ii) to evaluate the effect of any identified misstatements in the Ind AS financial statements.

I communicate with those charged with governance regarding, among other matters, the planned scope and timing of the audit and significant audit findings, including any significant deficiencies in the internal controls that I identify during my audit.

I also provide those charged with governance with a statement, that I have complied with relevant ethical requirements regarding independence and to communicate with them all relationships and other matters that may reasonably be thought to bear on my independence, and where applicable, related safeguards.

Report on Other Legal and Regulatory Requirements

1. As required by Section 143(3) of the Act, based on our audit, I report that:
 - a) I have sought and obtained all the information and explanations, which to the best of our knowledge and belief were necessary for the purposes of my audit.
 - b) In my opinion, proper books of account as required by law have been kept by the Company so far as it appears from my examination of those books.
 - c) The Balance Sheet, the Statement of Profit and Loss, the Cash Flow Statement and Statement of Changes in Equity dealt with by this Report are in agreement with the books of accounts.
 - d) In my opinion, the aforesaid financial statements comply with the Ind AS specified under Section 133 of the Act.
 - e) On the basis of the written representations received from the Directors as on 31 March 2019, taken on record by the Board of Directors, none of the Directors is disqualified as on 31 March 2019 from being appointed as a Director in terms of Section 164 (2) of the Act.

- f) The Company being a Private Limited Company, covered by the exemption under notification number GSR 464 (E) dated 5 June 2015, as amended by notification number GSR 583 (E) dated 13 June 2017, reporting on the Internal Financial Controls over financial reporting under clause (i) of sub section 3 of section 143 of the Companies Act, 2013 is not applicable for the year ended 31 March 2019.
- g) With respect to the other matters to be included in the Auditor's Report in accordance with the requirements of section 197(16) of the Act, as amended:

In our opinion and to the best of our information and according to the explanations given to me, the Company being a Private Company, Section 197 of the Act related to the Managerial remuneration is not applicable.

- h) With respect to the other matters to be included in the Auditor's Report in accordance with Rule 11 of the Companies (Audit and Auditors) Rules, 2014, as amended in our opinion and to the best of our information and according to the explanations given to us:
- i. The Company did not have any pending litigations on its financial position in its Ind AS financial statements.
 - ii. The Company did not have any long-term contracts including derivative contracts for which there were any material foreseeable losses.
 - iii. There has been no delay in transferring amounts, which were required to be transferred to the Investor Education and Protection Fund by the Company.

2. As required by the Companies (Auditor's Report) Order, 2016 ("the Order") issued by the Central Government in terms of Section 143(11) of the Act, we give in "Annexure B" a statement on the matters specified in paragraphs 3 and 4 of the Order.



Ramya Ganapathy

Membership Number: 232849

Place of Signature: Chennai

Date: 27 May 2019



CA Ramya Ganapathy
M.Com, F.C.A
Chartered Accountant

Cell: 8754430899
Landline: 044-43559396
Email: ramyagsub@gmail.com


Office: No: 6A, First Floor, 10th Street New Colony, Adambakkam, Chennai 600088
Resi: Plot No: 17, Door No: 10 Veera Ragavar St, Annanagar Layout, Puzhuthivakkam, Chennai 600091

Annexure referred to in our report of even date

Re: Swelect Green Energy Solutions Private Limited ('the Company')

- (i) (a) The Company has maintained proper records showing full particulars, including quantitative details and situation of fixed assets.
- (b) Fixed assets have been physically verified by the management during the year and no material discrepancies were identified on such verification.
- (c) The Company does not have immovable property and reporting under clause this clause is not applicable and hence not commented upon.
- (ii) The management has conducted physical verification of inventory at reasonable intervals during the year and no material discrepancies were noticed on such physical verification.
- (iii) According to the information and explanations given to us, the Company has not granted any loans, secured or unsecured to companies, firms, Limited Liability Partnerships or other parties covered in the register maintained under section 189 of the Companies Act, 2013. Accordingly, the provisions of clause (iii) (a), (b) and (c) of the Order are not applicable to the Company and hence not commented upon.
- (iv) In our opinion and according to the information and explanations given to us, there are no loans, investments, guarantees, and securities granted in respect of which provisions of section 185 and 186 of the Companies Act 2013 are applicable and hence not commented upon.
- (v) The Company has not accepted any deposits from the public.
- (vi) To the best of our knowledge and as explained, the Central Government has not specified the maintenance of cost records under clause 148(1) of the Companies Act, 2013, for the products/services of the Company.
- (vii) (a) Undisputed statutory dues including provident fund, employees' state insurance, income-tax, sales tax, service tax, duty of custom, duty of excise, value added tax, cess and other material statutory dues have generally been regularly deposited with the appropriate authorities.
- (b) According to the information and explanations given to us, no undisputed amounts payable in respect of provident fund, employees' state insurance, income-tax, service tax, sales tax, duty of custom, duty of excise, value added tax, cess and other material statutory dues were outstanding, at the year end, for a period of more than six months from the date they became payable.
- (c) According to the information and explanations given to us, there are no dues of income tax, sales tax, service tax, customs duty, excise duty, value added tax and cess which have not been deposited on account of any dispute.

- (viii) Based on our audit procedures and as per the information and explanations given by the management, we are of the opinion that the Company has not defaulted in repayment of dues to bank.
- (ix) According to the information and explanations given by the management, the Company has not raised any money way of initial public offer / further public offer / debt instruments) and term loans hence, reporting under clause (ix) is not applicable to the Company and hence not commented upon.
- (x) Based upon the audit procedures performed for the purpose of reporting the true and fair view of the financial statements and according to the information and explanations given by the management, we report that no fraud by the company or no fraud / material fraud on the company by the officers and employees of the Company has been noticed or reported during the year.
- (xi) According to the information and explanations given by the management, the provisions of section 197 read with Schedule V of the Act are not applicable to the company and hence reporting under this clause is not applicable and hence not commented upon.
- (xii) In our opinion, the Company is not a nidhi company. Therefore, the provisions of this clause of the order are not applicable to the Company and hence not commented upon.
- (xiii) According to the information and explanations given by the management, transactions with the related parties are in compliance with section 188 of Companies Act, 2013 wherever applicable and the details have been disclosed in the notes to the financial statements, as required by the applicable accounting standards. The provisions of sec 177 are not applicable to the company and accordingly reporting under this clause insofar as it relates to section 177 of the Act is not applicable to the Company and hence not commented upon.
- (xiv) According to the information and explanations given to us and on an overall examination of the balance sheet, the company has not made any preferential allotment or private placement of shares or fully or partly convertible debentures during the year under review and hence, reporting requirements under this clause are not applicable to the company and not commented upon.
- (xv) According to the information and explanations given by the management, the Company has not entered into any non-cash transactions with directors or persons connected with him as referred to in section 192 of Companies Act, 2013.
- (xvi) According to the information and explanations given to us, the provisions of section 45-IA of the Reserve Bank of India Act, 1934 are not applicable to the Company.



Ramya Ganapathy

Membership Number: 232849

Place of Signature: Chennai

Date: May 27, 2019

SWELECT GREEN ENERGY SOLUTIONS PRIVATE LIMITED**Balance Sheet as at 31 March 2019**

(All amounts are in INR Lakhs, unless otherwise stated)


	Note No.	As at 31 March 2019	As at 31 March 2018
(A) ASSETS			
Non-current assets			
(a) Property, Plant and Equipment	3	6,895.53	7,235.11
(b) Financial assets			
(i) Loans	4(a)	25.32	24.06
(c) Income Tax Asset		2.07	1.75
(d) Other Non-current assets	5	94.07	95.22
Total Non-current assets		7,017.00	7,356.15
Current assets			
(a) Inventories		53.18	53.28
(b) Financial Assets			
(i) Loans	4(a)	3.36	3.36
(ii) Trade receivables	6	514.38	540.17
(iii) Cash and cash equivalents	7	22.48	19.49
(iv) Other financial assets	4(b)	1.11	116.11
(c) Other Current assets	8	2.10	4.46
Total current assets		596.61	736.87
Total Assets		7,613.61	8,093.02
(B) EQUITY AND LIABILITIES			
Equity			
(a) Equity share capital	9	1,860.95	135.00
(b) Other Equity	10	5,614.34	(1,142.80)
Total Equity		7,475.29	(1,007.80)
Liabilities			
Non-current liabilities			
(a) Financial Liabilities			
(i) Borrowings	11(a)	-	6,300.00
Total Non-Current liabilities		-	6,300.00
Current liabilities			
(a) Financial Liabilities			
(i) Borrowings	11(b)	125.10	2,055.84
(ii) Trade payables	13	4.56	9.37
(iii) Other financial liabilities	12	8.66	735.61
Total Current Liabilities		138.32	2,800.82
Total Liabilities		138.32	9,100.82
Total Equity and Liabilities		7,613.61	8,093.02

See accompanying notes forming part of the Ind AS financial statements

As per my report of even date



Ramya Ganapathy
Chartered Accountant
ICAI Membership no.: 232849




Place: Chennai
Date: 27 May 2019

For and on behalf of the Board of Directors
Swelect Green Energy Solutions Private Limited



R. Chellappan
Director
DIN : 00016958

Place: Chennai
Date: 27 May 2019



A. Balan
Director
DIN : 00017091

Place: Chennai
Date: 27 May 2019

SWELECT GREEN ENERGY SOLUTIONS PRIVATE LIMITED
Statement of Profit and Loss for the year ended 31 March 2019
(All amounts are in INR Lakhs, unless otherwise stated)


	Note No.	31 March 2019	31 March 2018
Revenue from operations	14	937.54	841.09
Other income	15	0.81	1.98
Total Income		938.35	843.07
Expenses			
Decrease in inventories		0.09	-
Employee benefits expense	16	11.80	13.11
Other expenses	17	124.50	158.73
Depreciation expense	18	351.18	351.87
Finance costs	19	545.67	850.99
Total Expenses		1,033.24	1,374.70
Loss before tax		(94.89)	(531.63)
Tax Expense			
Current tax		-	-
Loss for the year		(94.89)	(531.63)
Earnings per equity share (Face Value of Rs. 100/- each)			
1. Basic (in INR)	20	(12.81)	(393.80)
2. Diluted (in INR)		(12.81)	(393.80)

See accompanying notes forming part of the Ind AS financial statements

As per my report of even date

For and on behalf of the Board of Directors
Swelect Green Energy Solutions Private Limited



Ramya Ganapathy
Chartered Accountant
ICAI Membership no.: 232849



Place: Chennai
Date: 27 May 2019


R. Chellappan
Director
DIN : 00016958

Place: Chennai
Date: 27 May 2019


A. Balan
Director
DIN : 00017091

Place: Chennai
Date: 27 May 2019

Swelect Green Energy Solutions Private Limited
Cash flow statement for the year ended 31 March 2019
(All amounts are in INR Lakhs, unless otherwise stated)


	31 March 2019	31 March 2018
A. Cash flow from operating activities:		
Loss before taxation	(94.89)	(531.63)
Non-cash adjustments to reconcile loss before tax to net cash flows:		
Depreciation expense	351.18	351.87
Goodwill written off	-	40.71
Interest expense	545.64	850.85
Operating profit before working capital changes	801.93	711.80
Movement in working capital :		
Decrease/(Increase) in Trade receivables	25.79	(118.90)
(Increase) /Decrease in financial assets - current and non-current	(1.17)	31.46
(Decrease) /Increase in trade payable and other current liabilities	(89.26)	76.42
Decrease/ (Increase) in other Financial assets	116.11	(116.11)
Decrease/(Increase) in current and non-current assets	2.40	(21.25)
Cash flow generated from operations	855.80	563.42
Income tax paid	(0.32)	(1.75)
Net cash flow generated from operating activities (A)	855.48	561.66
B. Cash flow from investing activities:		
Capital expenditure (Refer Note 1 below)	(11.60)	(128.00)
Net cash flow used in investing activities (B)	(11.60)	(128.00)
C. Cash flow from financing activities:		
Repayment /(Proceeds from) of borrowings	(295.25)	387.42
Interest paid	(545.64)	(850.85)
Net cash flow used in financing activities (C)	(840.90)	(463.43)
Net Increase/(Decrease) in cash and cash equivalents (A + B + C)	2.99	(29.77)
Cash and cash equivalents at the beginning of the year	19.49	49.26
Closing cash and cash equivalents	22.48	19.49
Balances with banks:		
On current accounts	22.46	19.45
Cash on hand	0.02	0.04
Total	22.48	19.49


Notes:

1. Increase in capital expenditure include payments for items in capital work-in-progress and purchase of fixed assets. Adjustments for increase / decrease in current liabilities relating to acquisition of fixed assets have been made to the extent identified.

See accompanying notes forming part of the Ind AS financial statements


As per my report of even date


Ramya Ganapathy
Chartered Accountant
ICAI Membership no.: 232849



For and on behalf of the **Board of Directors**
Swelect Green Energy Solutions Private Limited


R. Chellappan
Director
DIN : 00016958


A. Balan
Director
DIN : 00017091

Place: Chennai
Date: 27 May 2019

Place: Chennai
Date: 27 May 2019

Place: Chennai
Date: 27 May 2019

SWELECT GREEN ENERGY SOLUTIONS PRIVATE LIMITED
Statement of Changes in Equity for the year ended 31 March 2019
(All amounts are in INR Lakhs, unless otherwise stated)

a. Equity Share Capital
For the year ended 31 March 2019

Balance as at 31 March 2018	Changes in Equity Share Capital during the year (Refer Note 9)	Balance as at 31 March 2019
135.00	1,725.95	1,860.95

For the year ended 31 March 2018

Balance as at 1 April 2017	Changes in Equity Share Capital during the year (Refer Note 9)	Balance as at 31 March 2018
135.00	-	135.00

b. Other Equity


Particulars	Reserves & Surplus	
	Retained Earnings	Total Other Equity
As at 31 March 2018	(1,142.80)	(1,142.80)
Loss for the year	(94.89)	(94.89)
Total comprehensive income	(1,237.70)	(1,237.70)
As at 31 March 2019	(1,237.70)	(1,237.70)

For the year ended 31 March 2018

Particulars	Reserves & Surplus	
	Retained earnings	Total Other Equity
As at 1 April 2017	(611.17)	(611.17)
Loss for the year	(531.63)	(531.63)
Total comprehensive income	(1,142.80)	(1,142.80)
As at 31 March 2018	(1,142.80)	(1,142.80)

See accompanying notes forming part of the Ind AS financial statements
As per my report of even date


Ramya Ganapathy
Chartered Accountant
ICAI Membership no.: 232849




Place: Chennai
Date: 27 May 2019

For and on behalf of the Board of Directors
Swelect Green Energy Solutions Private Limited


R. Chellappan
Director
DIN : 00016958

Place: Chennai
Date: 27 May 2019


A. Balan
Director
DIN : 00017091

Place: Chennai
Date: 27 May 2019

SWELECT GREEN ENERGY SOLUTIONS PRIVATE LIMITED**Notes to financial statements for the year ended 31 March 2019****1 Corporate information:**

Swelect Green Energy Solutions Private Limited ('SGES or the Company') was incorporated in India as a Private Limited Company under the Companies Act, 1956 on December 13, 2010. The Company is primarily engaged in providing maintenance and providing Infrastructure to the developers of Solar Park, generation and sale of solar power.

The Company on 30th March 2016 acquired a 12 MW Solar Power Plant at Vellakoil, by way of slump exchange from its Holding Company viz., Swelect Energy Systems Limited.

2 Basis of preparation:**Statement of compliance**

These financial statements have been prepared in accordance with Indian Accounting Standards (Ind AS) as per the Companies (Indian Accounting Standards) Rules, 2015 notified under Section 133 of Companies Act, 2013, (the 'Act') and other relevant provisions of the Act.

Functional and presentation currency

These financial statements are presented in Indian Rupees (INR/ Rs.), which is the Company's functional currency. All the financial information have been presented in Indian Rupees except for share data and as otherwise stated.

Basis of measurement

These financial statements have been prepared on the historical cost basis except for certain financial instruments which are measured at fair values at the end of each reporting period, as explained in the accounting policies below. Historical cost is generally based on the fair value of the consideration given in exchange for goods and services.

Use of estimates and judgements

In preparing these financial statements, the Management has made judgements, estimates and assumptions that affect the application of accounting policies and the reported amounts of assets, liabilities, income and expenses. Actual results may differ from these estimates.

Estimates and underlying assumptions are reviewed on an ongoing basis. Revisions to accounting estimates are recognised prospectively.

Assumptions and estimation uncertainties

Information about assumptions and estimation uncertainties that have a significant risk of resulting in a material adjustment in the year ending 31 March 2019 is included in the following notes:

Note 3 - Useful life of Property, Plant and Equipment.

Note 23 - Fair valuation of Financial Assets/Liabilities

2(a) Summary of significant accounting policies:**a. Current versus non-current classification**

The Company presents assets and liabilities in the Balance Sheet based on current/ non-current classification which is determined based on the operating cycle.

An asset is treated as current when it is:

- Expected to be realised or intended to sold or consumed in the normal operating cycle.
- Held primarily for the purpose of trading.
- Expected to be realised within twelve months after the reporting period, or
- Cash or cash equivalent unless restricted from being exchanged or used to settle a liability for at least twelve months after the reporting period.

The Company classifies all other assets as non-current.

A liability is current when:


- It is expected to be settled in normal operating cycle.
- It is held primarily for the purpose of trading.
- It is due to be settled within twelve months after the reporting period, or
- There is no unconditional right to defer the settlement of the liability for at least twelve months after the reporting period.

The Company classifies all other liabilities as non-current.

The operating cycle is the time between the acquisition of assets for processing and their realisation in cash and cash equivalents. The Company has identified twelve months as its operating cycle.

b. Revenue recognition

Revenue is recognised to the extent that it is probable that the economic benefits will flow to the Company and the revenue can be reliably measured, regardless of when the payment is being made. Revenue is measured at the fair value of the consideration received or receivable, taking into account contractually defined terms of payment and excluding taxes and duties collected on behalf of the government. The Company has concluded that it is the principal in all of its revenue arrangements since it is the primary obligor in all the revenue arrangements as it has pricing latitude and is also exposed to inventory and credit risks.



SWELECT GREEN ENERGY SOLUTIONS PRIVATE LIMITED
Notes to financial statements for the year ended 31 March 2019

The following specific recognition criteria must also be met before revenue is recognised:

Sale of power

Revenue from sale of power from renewable energy sources is recognised in accordance with the price agreed under the provisions of the power purchase agreement entered into with Tamil Nadu Generation and Distribution Corporation Limited (TANGEDCO) and other customers. Such revenue is recognised on the basis of actual units generated and transmitted.

Revenue from power distribution business is accounted on the basis of billings to the customers and includes unbilled revenues accrued upto the end of accounting year. Customers are billed as per the tariff rates issued by Electricity Regulatory Commission. Interest is accounted on accrual basis on overdue bills.

Renewable Energy Certificate (REC) Income:

Income arising from REC is initially recognized in respect of the number of units of power exported at the minimum expected realisable value, determined based on the rates specified under the relevant regulations duly considering the entitlements as per the policy, industry specific developments, Management assessment etc. and when there is no uncertainty in realizing the same. The difference between the amount recognized initially and the amount realized on sale of such RECs at the Power Exchange are accounted for as and when such sale happens.

Income from service

Revenue from maintenance contracts is recognised in the Statement of Profit and Loss on a periodic basis over the period of the contract according to the terms and conditions of the agreements.

Interest income

Revenue is recognised on a time proportion basis taking into account the amount outstanding and the rate applicable. Interest income is included in 'Other Income' in the Statement of Profit and Loss. For all debt instruments measured either at amortised cost or at fair value through other comprehensive income, interest income is recorded using the effective interest rate (EIR). EIR is the rate that exactly discounts the estimated future cash payments or receipts over the expected life of the financial instrument or a shorter period, where appropriate, to the gross carrying amount of the financial asset or to the amortised cost of a financial liability. When calculating the effective interest rate, the Company estimates the expected cash flows by considering all the contractual terms of the financial instrument (for example, prepayment, extension, call and similar options) but does not consider the expected credit losses.

Rental Income

Rental income arising from operating leases is accounted for on a straight-line basis over the lease terms and is included in Revenue from Operations in the Statement of Profit or Loss due to its operating nature.

c. Inventories

Inventories are valued as follows:

Raw materials, stores and spares -

Lower of cost and net realisable value.

However, materials and other items held for use in the production of inventories are not written down below cost if the finished products in which they will be incorporated are expected to be sold at or above cost. Cost is determined on a weighted average basis.

Work-in-progress, Finished goods -

Lower of cost and net realisable value.

Cost includes direct materials and labour and a proportion of manufacturing overheads based on normal operating capacity.

Cost of finished goods includes excise duty. Cost is determined on a weighted average basis.

Traded goods -

Lower of cost and net realisable value.

Cost includes cost of purchase and other costs incurred in bringing the inventories to their present location and condition.

Cost is determined on a first in first out basis.

Net realisable value is the estimated selling price in the ordinary course of business, less estimated costs of completion and costs to make the sale.


d. Taxes

Current income tax

Income tax expense comprises current and deferred taxes. Income tax expense is recognised in the Statement of Profit and Loss except to the extent it relates to items recognised directly in equity, in which case it is recognised in equity.

Current Tax is the amount of tax payable on the taxable income for the year and is determined in accordance with the provisions of the Income Tax Act, 1961. The tax rates and tax laws used to compute the amount are those that are enacted or substantively enacted, at the reporting date.

Current income tax relating to items recognised outside profit or loss is recognised outside profit or loss (either in other comprehensive income or in equity). Current tax items are recognised in correlation to the underlying transaction either in OCI or directly in equity.



Minimum Alternate Tax (MAT) paid in accordance with the tax laws, which gives future economic benefits in the form of adjustment to future tax liability, is considered as an asset if there is convincing evidence that the Company will pay normal income tax. Accordingly, MAT is recognised as an asset in the Balance Sheet when it is probable that future economic benefit associated with it will flow to the Company. The carrying amount of MAT is reviewed at each reporting date and the asset is written down to the extent the Company does not have convincing evidence that it will pay normal income tax during the specified period.

Deferred tax is provided using the liability method on temporary differences between the tax bases of assets and liabilities and their carrying amounts for financial reporting purposes at the reporting date.

Deferred tax assets are recognised for all deductible temporary differences, the carry forward of unused tax credits and any unused tax losses. Deferred tax assets are recognised to the extent that it is probable that taxable profit will be available against which the deductible temporary differences, and the carry forward of unused tax credits and unused tax losses can be utilised. The carrying amount of deferred tax assets is reviewed at each reporting date and written off to the extent that it is no longer probable that sufficient taxable profit will be available to allow all or part of the deferred tax asset to be utilised. Unrecognised deferred tax assets are re-assessed at each reporting date and are recognised to the extent that it has become probable that future taxable profits will allow the deferred tax asset to be recovered.

Deferred tax assets and liabilities are measured at the tax rates that are expected to apply in the year when the asset is realised or the liability is settled, based on tax rates (and tax laws) that have been enacted or substantively enacted at the reporting date.

Deferred tax relating to items recognised outside the Statement of profit and loss is recognised outside Statement of profit and loss (either in other comprehensive income or in equity). Deferred tax items are recognised in correlation to the underlying transaction either in OCI or directly in equity.

Deferred tax assets and deferred tax liabilities are offset if a legally enforceable right exists to set off current tax assets against current tax liabilities and the deferred taxes relate to the same taxable entity and the same taxation authority.

In the situations where the Company is entitled to a tax holiday under the Income-tax Act, 1961 enacted in India or tax laws prevailing in the respective tax jurisdictions where it operates, no deferred tax (asset or liability) is recognized in respect of timing differences which reverse during the tax holiday period, to the extent the Company's gross total income is subject to the deduction during the tax holiday period. Deferred tax in respect of timing differences which reverse after the tax holiday period is recognized in the year in which the timing differences originate.

e. Employee Benefits

Defined Contribution Plan
Provident Fund

Retirement benefit in the form of provident fund is a defined contribution scheme. The Company has no obligation, other than the contribution payable to the provident fund. The Company recognises contribution payable to the provident fund scheme as an expenditure, when an employee renders the related service. If the contribution payable to the scheme for service received before the balance sheet date exceeds the contribution already paid, the deficit payable to the scheme is recognised as a liability after deducting the contribution already paid. If the contribution already paid exceeds the contribution due for services received before the balance sheet date, then excess is recognised as an asset to the extent of the pre-payment.

f. Earnings Per Share

Basic earnings per share are calculated by dividing the net profit for the year attributable to equity shareholders by the weighted average number of equity shares outstanding during the year. The weighted average number of equity shares outstanding during the period is adjusted for events of bonus issue.

For the purpose of calculating diluted earnings per share, the net profit or loss for the year attributable to equity shareholders and the weighted average number of shares outstanding during the year are adjusted for the effects of all dilutive potential equity shares, if any.


g. Property, Plant and Equipment and Other Intangible assets

The Company has elected to adopt the carrying value of Property, Plant and Equipment and Intangible assets under the Indian GAAP as on 31 March 2015, as the deemed cost for the purpose of transition to IND AS.

Property, Plant and Equipment and Other Intangible assets are stated at original cost net of tax/duty credit availed, less accumulated depreciation/amortisation and impairment losses, if any. The cost comprises the purchase price and any attributable cost of bringing the asset to its working condition for its intended use. Any trade discounts and rebates are deducted in arriving at the purchase price.

Other Intangible assets acquired separately are measured on initial recognition at cost. Following initial recognition, intangible assets are carried at cost less accumulated amortisation and accumulated impairment losses, if any.

Subsequent expenditure related to an item of Property, Plant and Equipment is added to its book value, only if it increases the future benefits from the existing Property, Plant and Equipment beyond its previously assessed standard of performance. All other expenses on existing Property, Plant and Equipment, including day-to-day repair and maintenance expenditure and cost of replacing parts, are charged to the Statement of Profit and Loss for the year during which such expenses are incurred.



SWELECT GREEN ENERGY SOLUTIONS PRIVATE LIMITED**Notes to financial statements for the year ended 31 March 2019**

Gains and losses arising from derecognition of Property, Plant and Equipment and Other Intangible assets are measured as the difference between the net disposal proceeds and the carrying amount of the asset and are recognised in the Statement of Profit and Loss when the asset is derecognised.

The Company identifies and determines cost of each component/part of the Property, Plant and Equipment separately, if the component/part has a cost which is significant to the total cost of the Property, Plant and Equipment and has useful life that is materially different from that of the remaining Property, Plant and Equipment.

Capital Work-in-Progress: Projects under which Property, Plant and Equipment is not ready for their intended use and other capital work-in-progress are carried at cost, comprising direct cost and attributable interest. Once it has become available for use, their cost is re-classified to appropriate caption and subjected to depreciation.

h. Depreciation and amortisation:

Depreciation is provided using the straight line method as per the useful lives of the assets estimated by the Management as follows:

Building	30 years
Plant and Machinery (other than Solar Plant)	15 years
Solar Plant	25 years
Office Equipment	5 years
Computers	3 years
Furniture and Fittings	10 years

i. Useful lives/depreciation rates

Considering the applicability of Schedule II, the Management has estimated the useful lives and residual values of all its Property, Plant and Machinery. The Management believes that the depreciation rates currently used fairly reflect its estimate of the useful life and residual values of Property, Plant and Machinery, though these rates in certain cases are different from the lives prescribed under schedule II.

The Management has estimated, supported by independent assessment by professionals, the useful lives of the following classes of Property, Plant and Equipment.

The useful lives of certain Solar Plant and Machinery is 25 years. These lives are higher than those indicated in Schedule II.

Leasehold improvements are amortised using the straight-line method over their estimated useful lives (5 years) or the remainder of primary lease period, whichever is lower.

Other Intangible assets are amortised using the straight-line method over a period of five years.

j. Impairment of Property, Plant and Equipment and Other Intangible assets

The carrying amounts of Property, Plant and Equipment is reviewed at each Balance Sheet date, if there is any indication of impairment based on internal / external factors. An impairment loss is recognised wherever the carrying amount of an Property, Plant and Equipment exceeds its recoverable amount. The recoverable amount is the greater of the assets net selling price and value in use. In assessing value in use, the estimated future cash flows are discounted to their present value using a pre-tax discount rate that reflects current market assessments of the time value of money and risks specific to the Property, Plant and Equipment. After impairment, depreciation is provided on the revised carrying amount of the Property, Plant and Equipment over its remaining useful life.

k. Borrowing costs

Borrowing costs directly attributable to the acquisition, construction or production of an asset that necessarily takes a substantial period of time to get ready for its intended use or sale are capitalized as part of the cost of the asset. All other borrowing costs are expensed in the period in which they occur. Borrowing costs consist of interest and other costs that an entity incurs in connection with the borrowing of funds.


l. Leases

The determination of whether an arrangement is (or contains) a lease is based on the substance of the arrangement at the inception of the lease. The arrangement is, or contains, a lease if fulfilment of the arrangement is dependent on the use of a specific asset or assets and the arrangement conveys a right to use the asset or assets, even if that right is not explicitly specified in an arrangement.

For arrangements entered into prior to April 1, 2015, the Company has determined whether the arrangement contain lease on the basis of facts and circumstances existing on the date of transition.

Leases where, the lessor effectively retains substantially all the risks and benefits of ownership of the leased term, are classified as operating leases. Operating lease payments are recognised as an expense in the Statement of Profit and Loss on a straight-line basis over the lease term.

Leases in which the Company does not transfer substantially all the risks and benefits of ownership of the asset are classified as operating leases. Assets subject to operating leases are included in fixed assets. Lease income on an operating lease is recognised in the Statement of Profit and Loss on a straight-line basis over the lease term. Costs, including depreciation, are recognised as an expense in the Statement of Profit and Loss. Initial direct costs such as legal costs, brokerage costs, etc. are recognised immediately in the Statement of Profit and Loss.



m. Provisions and Contingencies

A provision is recognised when an enterprise has a present obligation as a result of past event; it is probable that an outflow of resources will be required to settle the obligation, in respect of which a reliable estimate can be made. Provisions are not discounted to its present value and are determined based on best estimate required to settle the obligation at the balance sheet date. These are reviewed at each balance sheet date and adjusted to reflect the current best estimates.

If the effect of the time value of money is material, provisions are discounted using a current pre-tax rate that reflects, when appropriate, the risks specific to the liability. When discounting is used, the increase in the provision due to the passage of time is recognised as a finance cost.

A contingent liability is a possible obligation that arises from past events whose existence will be confirmed by the occurrence or non-occurrence of one or more uncertain future events beyond the control of the Company or a present obligation that is not recognized because it is not probable that an outflow of resources will be required to settle the obligation. A contingent liability also arises in extremely rare cases where there is a liability that cannot be recognised because it cannot be measured reliably. The Company does not recognize a contingent liability but discloses its existence in the financial statements.

n. Financial instruments:

Financial Assets:

Initial recognition and measurement

All financial assets are recognised initially at fair value plus, in the case of financial assets not recorded at fair value through profit or loss, transaction costs that are attributable to the acquisition of the financial asset.

Financial assets are classified, at initial recognition, as financial assets measured at fair value or as financial assets measured at amortised cost.

Subsequent measurement

For purposes of subsequent measurement financial assets are classified in two broad categories:

- Financial assets at fair value
- Financial assets at amortised cost

Where assets are measured at fair value, gains and losses are either recognised entirely in the statement of profit and loss (i.e. fair value through profit or loss), or recognised in other comprehensive income (i.e. fair value through other comprehensive income).

A financial asset that meets the following two conditions is measured at amortised cost (net of any write down for impairment) unless the asset is designated at fair value through profit or loss under the fair value option.

• **Business model test:** The objective of the Company's business model is to hold the financial asset to collect the contractual cash flows (rather than to sell the instrument prior to its contractual maturity to realise its fair value changes).

• **Cash flow characteristics test:** The contractual terms of the financial asset give rise on specified dates to cash flows that are solely payments of principal and interest on the principal amount outstanding.

A financial asset that meets the following two conditions is measured at fair value through other comprehensive income unless the asset is designated at fair value through profit or loss under the fair value option.

• **Business model test:** The financial asset is held within a business model whose objective is achieved by both collecting contractual cash flows and selling financial assets.

• **Cash flow characteristics test:** The contractual terms of the financial asset give rise on specified dates to cash flows that are solely payments of principal and interest on the principal amount outstanding.

Even if an instrument meets the two requirements to be measured at amortised cost or fair value through other comprehensive income, a financial asset is measured at fair value through profit or loss if doing so eliminates or significantly reduces a measurement or recognition inconsistency (sometimes referred to as an 'accounting mismatch') that would otherwise arise from measuring assets or liabilities or recognising the gains and losses on them on different bases.

All other financial asset is measured at fair value through profit or loss.

All equity investments are measured at fair value in the balance sheet, with value changes recognised in the statement of profit and loss, except for those equity investments for which the entity has elected to present value changes in 'other comprehensive income'.

If an equity investment is not held for trading, an irrevocable election is made at initial recognition to measure it at fair value through other comprehensive income with only dividend income recognised in the statement of profit and loss.

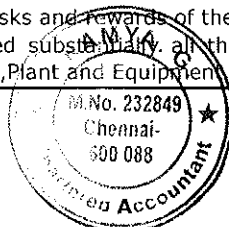
Derecognition

A financial asset (or, where applicable, a part of a financial asset or part of a group of similar financial assets) is primarily derecognised (i.e. removed from the Company's statement of financial position) when:

- The rights to receive cash flows from the Property, Plant and Equipment has expired, or
- The Company has transferred its rights to receive cash flows from the Property, Plant and Equipment or has assumed an obligation to pay the received cash flows in full without material delay to a third party under a 'pass-through' arrangement and either;

(a) the Company has transferred substantially all the risks and rewards of the Property, Plant and Equipment or

(b) the Company has neither transferred nor retained substantially all the risks and rewards of the Property, Plant and Equipment, but has transferred control of the Property, Plant and Equipment.



SWELECT GREEN ENERGY SOLUTIONS PRIVATE LIMITED
Notes to financial statements for the year ended 31 March 2019

When the Company has transferred its rights to receive cash flows from an asset or has entered into a pass-through arrangement, it evaluates if and to what extent it has retained the risks and rewards of ownership. When it has neither transferred nor retained substantially all of the risks and rewards of the asset, nor transferred control of the asset, the Company continues to recognise the transferred asset to the extent of the Company's continuing involvement. In that case, the Company also recognises an associated liability. The transferred asset and the associated liability are measured on a basis that reflects the rights and obligations that the Company has retained.

Continuing involvement that takes the form of a guarantee over the transferred asset is measured at the lower of the original carrying amount of the asset and the maximum amount of consideration that the Company could be required to repay.

Impairment of financial assets

The Company assesses impairment based on expected credit losses (ECL) model to the following:

- Financial assets measured at amortised cost;
 - Financial assets measured at fair value through other comprehensive income (FVTOCI);
- Expected credit losses are measured through a loss allowance at an amount equal to:
- the 12-months expected credit losses (expected credit losses that result from those default events on the financial instrument that are possible within 12 months after the reporting date); or
 - full lifetime expected credit losses (expected credit losses that result from all possible default events over the life of the financial instrument).

The Company follows 'simplified approach' for recognition of impairment loss allowance on:

- Trade receivables or contract revenue receivables; and
- All lease receivables

Under the simplified approach, the Company does not track changes in credit risk. Rather, it recognises impairment loss allowance based on lifetime ECLs at each reporting date, right from its initial recognition.

The Company uses a provision matrix to determine impairment loss allowance on the portfolio of trade receivables. The provision matrix is based on its historically observed default rates over the expected life of the trade receivable and is adjusted for forward looking estimates. At every reporting date, the historical observed default rates are updated and changes in the forward-looking estimates are analysed.

For recognition of impairment loss on other financial assets and risk exposure, the Company determines that whether there has been a significant increase in the credit risk since initial recognition. If credit risk has not increased significantly, 12-months ECL is used to provide for impairment loss. However, if credit risk has increased significantly, lifetime ECL is used. If, in a subsequent period, credit quality of the instrument improves such that there is no longer a significant increase in credit risk since initial recognition, then the Company reverts to recognising impairment loss allowance based on 12-months ECL.

For assessing increase in credit risk and impairment loss, the Company combines financial instruments on the basis of shared credit risk characteristics with the objective of facilitating an analysis that is designed to enable significant increases in credit risk to be identified on a timely basis.

Financial liabilities:

Initial recognition and measurement

All financial liabilities are recognised initially at fair value and, in the case of loans and borrowings and payables, net of directly attributable transaction costs.

The Company's financial liabilities include trade and other payables, loans and borrowings including bank overdrafts.

Subsequent measurement

The measurement of financial liabilities depends on their classification, as described below:


- Financial liabilities at fair value through profit or loss
- Financial liabilities at fair value through profit or loss include financial liabilities held for trading and financial liabilities designated upon initial recognition as at fair value through profit or loss.
- Financial liabilities are classified as held for trading if they are incurred for the purpose of repurchasing in the near term.
- Gains or losses on liabilities held for trading are recognised in the Statement of Profit and Loss.
- Financial liabilities designated upon initial recognition at fair value through profit or loss are designated at the initial date of recognition, and only if the criteria in Ind AS 109 are satisfied.

Loans and borrowings

After initial recognition, interest-bearing loans and borrowings are subsequently measured at amortised cost using the EIR method.

Gains and losses are recognised in profit or loss when the liabilities are derecognised as well as through the EIR amortisation process.

Amortised cost is calculated by taking into account any discount or premium on acquisition and fees or costs that are an integral part of the EIR. The EIR amortisation is included as finance costs in the Statement of Profit and Loss.



Derecognition

A financial liability is derecognised when the obligation under the liability is discharged or cancelled or expires. When an existing financial liability is replaced by another from the same lender on substantially different terms, or the terms of an existing liability are substantially modified, such an exchange or modification is treated as the derecognition of the original liability and the recognition of a new liability. The difference in the respective carrying amounts is recognised in the statement of profit and loss.

Offsetting of financial instruments:

Financial assets and financial liabilities are offset and the net amount is reported in the balance sheet if there is a currently enforceable legal right to offset the recognised amounts and there is an intention to settle on a net basis, to realise the assets and settle the liabilities simultaneously.

o. Fair value measurement

The Company measures specific financial instruments of certain investments at fair value at each balance sheet date.

Fair value is the price that would be received to sell an asset or paid to transfer a liability in an orderly transaction between market participants at the measurement date. The fair value measurement is based on the presumption that the transaction to sell the asset or transfer the liability takes place either:

- In the principal market for the asset or liability, or
- In the absence of a principal market, in the most advantageous market for the asset or liability

The principal or the most advantageous market must be accessible by the Company.

The fair value of an asset or a liability is measured using the assumptions that market participants would use when pricing the asset or liability, assuming that market participants act in their economic best interest.

A fair value measurement of a non-financial asset takes into account a market participant's ability to generate economic benefits by using the asset in its highest and best use or by selling it to another market participant that would use the asset in its highest and best use.

The Company uses valuation techniques that are appropriate in the circumstances and for which sufficient data are available to measure fair value, maximizing the use of relevant observable inputs and minimizing the use of unobservable inputs.

All assets and liabilities for which fair value is measured or disclosed in the financial statements are categorized within the fair value hierarchy, described as follows, based on the lowest level input that is significant to the fair value measurement as a whole:

Level 1 – Quoted (unadjusted) market prices in active markets for identical assets or liabilities.

Level 2 – Valuation techniques for which the lowest level input that is significant to the fair value measurement is directly or indirectly observable.

Level 3 – Valuation techniques for which the lowest level input that is significant to the fair value measurement is unobservable.

For assets and liabilities that are recognised in the financial statements on a recurring basis, the Company determines whether transfers have occurred between levels in the hierarchy by re-assessing categorization (based on the lowest level input that is significant to the fair value measurement as a whole) at the end of each reporting period.

For the purpose of fair value disclosures, the Company has determined classes of assets and liabilities on the basis of the nature, characteristics and risks of the asset or liability and the level of the fair value hierarchy as explained above. This note summarizes the accounting policy for fair value. Other fair value related disclosures are given in relevant notes.

p. Cash and cash equivalents


Cash and cash equivalents in the Balance Sheet comprise Cash at Banks and on hand including cheques on hand and short-term investments with an original maturity of three months or less, which are subject to an insignificant risk of changes in value.

q. Cash flow statement

Cash flows are presented using indirect method, whereby profit before tax is adjusted for the effects of transactions of non-cash nature and any deferrals or accruals of past or future cash receipts or payments. The cash flow from operating, investing and financing activities of the Company is segregated based on the available information.

r. Exceptional items

Certain occasions, the size, type or incidence of an item of income or expense, pertaining to the ordinary activities of the Company is such that its disclosure improves the understanding of the performance of the Company, such income or expense is classified as an exceptional item and accordingly, disclosed in the notes accompanying to the financial statements.




Swelect Green Energy Solutions Private Limited

Notes to financial statements for the year ended 31 March 2019

(All amounts are in INR Lakhs, unless otherwise stated)

3 Property, Plant and Equipment

Particulars	Buildings	Plant and Machinery	Office Equipments	Furniture and Fittings	Computers	Total
Cost						
As at 1 April 2017	62.83	7,708.52	23.04	1.34	4.93	7,800.66
Additions	17.10	127.95	-	0.05	-	145.10
Deletions	-	-	-	-	-	-
As at 31 March 2018	79.93	7,836.47	23.04	1.39	4.93	7,945.76
Additions	-	-	11.60	-	-	11.60
Deletions	-	-	-	-	-	-
As at 31 March 2019	79.93	7,836.47	34.64	1.39	4.93	7,957.36
Depreciation						
As at 1 April 2017	5.49	341.17	9.65	0.77	1.71	358.79
Charge for the year	2.66	342.89	4.57	0.13	1.61	351.86
Deletions	-	-	-	-	-	-
As at 31 March 2018	8.15	684.06	14.22	0.90	3.32	710.65
Charge for the year	2.66	341.76	5.08	0.08	1.60	351.18
Deletions	-	-	-	-	-	-
As at 31 March 2019	10.81	1,025.82	19.30	0.98	4.92	1,061.83
Net Block						
As at 31 March 2018	71.78	7,152.41	8.82	0.49	1.61	7,235.11
As at 31 March 2019	69.12	6,810.65	15.34	0.41	0.01	6,895.53



SWELECT GREEN ENERGY SOLUTIONS PRIVATE LIMITED
Notes to financial statements for the year ended 31 March 2019
(All amounts are in INR Lakhs, unless otherwise stated)

4 Financial assets at Amortised cost

	31 March 2019	31 March 2018
4(a) Loans (Unsecured, considered good, unless otherwise stated) carried at amortised cost		
(i) Non-Current		
Security deposit (Refer Note below)	5.84	5.43
Advances	19.48	18.63
Total	25.32	24.06
(ii) Current		
Security deposit (Refer Note below)	0.15	0.15
Advances	3.21	3.21
Total	3.36	3.36
Total	28.68	27.42

Note:

Security deposit is a non-derivative financial assets which generates an effective interest income of 10 % for the Company.

4(b) Other financial assets (Unsecured, considered good, unless otherwise stated) Carried at amortised cost

	31 March 2019	31 March 2018
Current		
Renewable Energy Income Receivable	-	116.11
Balance with Government authorities	1.11	-
Total	1.11	116.11

5 Other Non-current Assets (Unsecured, considered good)

	31 March 2019	31 March 2018
Prepaid expenses	94.07	95.22
Total	94.07	95.22

6 Trade receivables

Unsecured, Considered good

	31 March 2019	31 March 2018
Other than related parties	402.15	408.68
Receivables from Related parties (Refer Note 21)	112.23	131.49
Total	514.38	540.17

Trade receivables are non-interest bearing and are generally on terms of 30 - 90 days.


7 Cash and cash equivalents

	31 March 2019	31 March 2018
Balances with banks:		
On current accounts	22.46	19.45
Cash on hand	0.02	0.04
Total	22.48	19.49

8 Other Current assets

Unsecured, considered good

	31 March 2019	31 March 2018
Supplier advances	1.14	-
Prepaid expenses	0.96	4.46
Total	2.10	4.46



SWELECT GREEN ENERGY SOLUTIONS PRIVATE LIMITED
Notes to financial statements for the year ended 31 March 2019
 (All amounts are in INR Lakhs, unless otherwise stated)

9 Equity Share capital

	Equity Shares of Rs. 100/- each	
Authorised Share Capital	Nos.	Rs.
As at 1 April 2018	2,00,000	2,00,00,000
Increase/(Decrease) during the year	18,00,000	18,00,00,000
As at 31 March 2019	20,00,000	20,00,00,000

Issued, subscribed & fully paid up	Nos.	Rs.
As at 1 April 2018	1,35,000	135.00
Issue of Equity Share Capital	17,25,953	1,725.95
As at 31 March 2019	18,60,953	1,860.95

a. Terms/rights attached to equity shares

The Company has only one class of equity shares having a par value of Rs.100/- per share. Each holder of equity shares is entitled to one vote per share.

In the event of the liquidation of the Company, the holder of equity share will be entitled to receive the remaining assets of the Company, after distribution of all preferential amounts. The distribution will be proportionate to the number of equity shares held by the shareholders.

b. Details of shareholders holding more than 5% shares in the Company

Equity shares of Rs.100/- each fully paid	As at 31 March 2019		As at 31 March 2018	
	Number of shares	% holding in the class	Number of shares	% holding in the class
Swelect Energy Systems Limited	18,60,953	100%	1,35,000	100%

As per records of the Company, including its register of shareholders/members and other declarations received from shareholder regarding beneficial interest, the above shareholding represents both legal and beneficial ownership of shares.

10 Other Equity

Other Equity movement during the year 2018-19:-


Particulars	Securities Premium	Retained Earnings	Total
As at 31 March 2018	-	(1,142.80)	(1,142.80)
Premium on Equity Shares issued **	6,852.03	-	6,852.03
Loss for the year	-	(94.89)	(94.89)
As at 31 March 2019	6,852.03	(1,237.69)	5,614.34

Other Equity movement during the year 2017-18:-

Particulars	Securities Premium	Retained Earnings	Total
As at 1 April 2017	-	(611.17)	(611.17)
Loss for the year	-	(531.63)	(531.63)
As at 31 March 2018	-	(1,142.80)	(1,142.80)

Note:

- ** The Company during the year has converted the 10% Compulsorily Convertible Unsecured Debentures of Rs.6,300 lacs and Unsecured loan of Rs.2,277.98 lacs and issued 17,25,953 Equity shares (face value of Rs.100/- per share) at a premium of Rs.397/-per share based on fair value determined, by a valuation carried out by a Level 1 Merchant Banker.



SWELECT GREEN ENERGY SOLUTIONS PRIVATE LIMITED
Notes to financial statements for the year ended 31 March 2019
(All amounts are in INR Lakhs, unless otherwise stated)

11(a) Borrowings

Financial Liabilities carried at amortised cost

(i) Non-Current

10% Compulsorily Convertible Unsecured Debentures (Refer Note 10)

Total

31 March 2019

31 March 2018

-

6,300.00

-

6,300.00

Secured borrowings

-

-

Unsecured borrowings

-

6,300.00

11(b) Borrowings

Financial Liabilities carried at amortised cost

(ii) Current

Loan from Related party
(Refer Note 10)

Total

31 March 2019

31 March 2018

125.10

2,055.84

125.10

2,055.84

Unsecured loans

125.10

2,055.84

Loan from Related party represents amounts borrowed from Swelect Energy Systems Limited, the Holding company and is repayable on demand.

12 Other Financial Liabilities

Current

Current maturities of long-term debt

Payable for capital purchase

Statutory dues payables

Total

31 March 2019

31 March 2018

-

642.50

4.28

72.11

4.38

21.00

8.66

735.61

13 Trade payables

Trade payables

(Refer Note below regarding dues to micro, small and medium enterprises)

Trade payables to Related parties (Refer Note 21)

Total

31 March 2019

31 March 2018

4.55

9.28

0.01


0.09

4.56

9.37

Note:

There is no overdue amount payable to Micro, Small and Medium Enterprises as defined under "The Micro Small and Medium Enterprises Development Act, 2006". Further, the Company has not paid any interest to any Micro, Small and Medium Enterprises during the year.



SWELECT GREEN ENERGY SOLUTIONS PRIVATE LIMITED
Notes to financial statements for the year ended 31 March 2019
(All amounts are in INR Lakhs, unless otherwise stated)

14 Revenue from operations

	31 March 2019	31 March 2018
Revenue from operations		
Sale of power	547.35	714.21
Sale of products	0.15	-
Lease rental income	1.94	0.94
Service Income	7.46	7.44
Other operating revenue		
Renewable Energy Certificate Income (net)	380.64	118.50
Total	937.54	841.09

15 Other income

	31 March 2019	31 March 2018
Interest income	0.81	1.93
Liabilities no longer required, written back	-	0.05
Total	0.81	1.98

16 Employee benefits expense

	31 March 2019	31 March 2018
Salaries, wages and bonus	10.31	11.68
Contribution to provident and other funds	0.77	0.68
Staff welfare expenses	0.72	0.75
Total	11.80	13.11

17 Other expenses

	31 March 2019	31 March 2018
Sub-contracting and processing expenses	45.99	46.44
Lease rental	15.99	19.82
Rent	0.85	0.28
Rates and taxes	18.34	1.50
Insurance	5.91	5.76
Security charges	11.57	12.35
Repairs and maintenance		
- Plant & Machinery	12.08	13.29
- Others	5.40	4.67
Travelling and conveyance	1.75	2.63
Communication costs	1.70	1.55
Printing and Stationery	0.14	0.05
Goodwill written off	-	40.71
Legal and professional fees	3.99	8.48
Payment to auditor (Refer details below)	0.10	0.10
Miscellaneous expenses	0.69	1.10
Total	124.50	158.73

Payment to auditor

Audit fee	0.10	0.10
Total	0.10	0.10

18 Depreciation expense

	31 March 2019	31 March 2018
Depreciation of Property, Plant and Equipment	351.18	351.87
Total	351.18	351.87


19 Finance costs

	31 March 2019	31 March 2018
Interest	545.64	850.85
Bank and other charges	0.03	0.14
Total	545.67	850.99

20 Earnings price per share (EPS)

The following reflects the profit and share data used in the basic and diluted EPS computations:

	31 March 2019	31 March 2018
Loss attributable to Equity Share holders of the Company (A)	(94.89)	(531.63)
Weighted average number of Equity shares for basic and diluted EPS (B)	7,40,870	1,35,000.00
Basic Earnings per share (A/B)	(12.81)	(393.80)
Diluted Earnings per share (A/B)	(12.81)	(393.80)

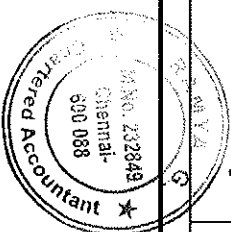


Swelect Green Energy Solutions Private Limited
Notes to financial statements for the year ended 31 March 2019
(All amounts are in INR Lakhs, unless otherwise stated)

21 Related party transactions
Names of related parties

Holding Company	Swelect Energy Systems Limited
Fellow Subsidiary	Amex Alloys Private Limited
Key Management Personnel	Mr. R. Chellappan - Director Mr. A. Balan - Director

Particulars	Swelect Energy Systems Limited		Amex Alloys Private Limited		Total	
	31 March 2019	31 March 2018	31 March 2019	31 March 2018	31 March 2019	31 March 2018
Purchase of capital goods	10.69	121.00	-	-	10.69	121.00
Reimbursement of expenses	-	-	33.52	40.90	33.52	40.90
Repairs & Maintenance	-	-	-	-	-	-
Electricity charges	0.03	0.18	-	-	0.03	0.18
Rental expenditure	0.30	-	-	-	0.30	-
Interest on unsecured loan	126.50	139.29	-	-	126.50	139.29
Interest on Debentures	389.22	630.00	-	-	389.22	630.00
Sale of power	-	-	189.53	189.49	189.53	189.49
Lease rental income	1.00	-	1.94	0.94	2.94	0.94
Facility managemement fees	-	-	7.44	7.44	7.44	7.44
Advance borrowed	-	1,415.80	-	-	-	1,415.80
Issue of Equity Shares for the unsecured loan (Refer Note 10)	2,277.99	-	-	-	2,277.99	-
Advance repaid	654.99	385.88	-	-	654.99	385.88
Balance outstanding as at the year end:						
Trade receivables	-	-	112.23	131.49	112.23	131.49
Trade payables	0.01	0.09	-	-	0.01	0.09
Payable for capital purchase	-	67.77	-	-	-	67.77
Unsecured loan	125.10	0.02	-	-	125.10	0.02
10 % fully convertible Debentures (Refer Note 10)	-	6,300.00	-	-	-	6,300.00



Swelect Green Energy Solutions Private Limited

Notes to financial statements for the year ended 31 March 2019

(All amounts are in INR Lakhs, unless otherwise stated)

22 Financial Instruments

Accounting classifications and fair values

The following table shows the carrying amounts and fair values of financial assets and financial liabilities, including their levels in the fair value hierarchy.


Financial instruments by category	28.68		31 March 2019		31 March 2018	
	FVTPL		Amortised Cost		FVTPL	
	Total		Amortised Cost		Total	
Financial assets						
Security deposit	-	0.15	-	0.15	-	0.15
Advances	-	22.69	-	22.69	-	21.84
Trade receivables	-	514.38	-	514.38	-	540.17
Cash and cash equivalents	-	22.48	-	22.48	-	19.49
Other financial assets	-	1.11	-	1.11	-	116.11
Security deposits	5.84	-	5.84	-	5.43	5.43
Total financial assets	5.84	560.81	566.65	5.43	697.76	703.19
Financial liabilities						
Borrowings - Term loans	-	-	-	-	-	642.50
Borrowings - Others	-	125.10	-	125.10	-	8,355.84
Interest accrued but not due on borrowings	-	-	-	-	-	-
Trade Payables	-	4.56	-	4.56	-	9.37
Capital Creditors	-	4.28	-	4.28	-	72.11
Statutory dues payable	-	4.38	-	4.38	-	21.00
Total financial liabilities	-	138.32	138.32	-	9,100.82	9,100.82

Fair value hierarchy

This section explains the judgements and estimates made in determining the fair values of the financial instruments that are (a) recognised and measured at fair value and (b) measured at amortised cost and for which fair values are disclosed in the financial statements. To provide an indication about the reliability of the inputs used in determining fair value, the Company has classified its financial instruments into the three levels prescribed under the accounting standard.

Financial assets and liabilities measured at amortised cost

The Company has not disclosed fair values of financial instruments such as trade receivables and related cash and cash equivalents, trade payables, capital creditors and Statutory dues payable (that are short term in nature), because their carrying amounts are reasonable approximations of their fair values.



Swelect Green Energy Solutions Private Limited**Notes to financial statements for the year ended 31 March 2019**

(All amounts are in INR Lakhs, unless otherwise stated)

23 Significant accounting judgements, estimates and assumptions

The preparation of the Company's financial statements requires Management to make judgements, estimates and assumptions that affect the reported amounts of revenues, expenses, assets, liabilities, accompanying disclosures, and disclosure of contingent liabilities. Uncertainty about these assumptions and estimates could result in outcomes that require a material adjustment to the carrying amount of assets or liabilities affected in future periods.

Judgements

In the process of applying the Company's accounting policies, Management has made the following judgements, which have the most significant effect on the amounts recognised in the financial statements:

Estimates and assumptions


The key assumptions concerning the future and other key sources of estimation uncertainty at the reporting date, that have a significant risk of causing a material adjustment to the carrying amounts of assets and liabilities within the next financial year, are described below. The Company based its assumptions and estimates on parameters available when the financial statements were prepared. Existing circumstances and assumptions about future developments, however, may change due to market changes or circumstances arising that are beyond the control of the Company. Such changes are reflected in the assumptions when they occur.

Allowance for uncollectible trade receivables

Trade receivables do not carry interest and are stated at their nominal values as reduced by appropriate allowances for estimated irrecoverable amounts. Estimated irrecoverable amounts are based on the ageing of the receivable balances and historical experiences. Individual trade receivables are written off, when Management deems them not collectible.

Impairment of financial assets

The impairment provisions for financial assets are based on assumptions about risk of default and expected loss rates. The Company uses judgement in making these assumptions and selecting the inputs to the impairment calculation, based on Company's past history, existing market conditions as well as forward looking estimates at the end of each reporting period.



24 Financial Risk Management Objectives & Policies

The Company's principal financial liabilities comprise of short and long tenured borrowings, trade and other payables. Most of these liabilities relate to financing Company's working capital cycle. The Company has trade and other receivables, loans and advances that arise directly from its operations.

The Company is accordingly exposed to market risk, credit risk and liquidity risk.

The Company's senior management oversees management of these risks. The senior professionals working to manage the financial risks for the Company are accountable to the Board of Directors. This process provides assurance that the Company's financial risk-taking activities are governed by appropriate policies and procedures and that financial risks are identified, measured and managed in accordance with Company's policies and overall risk appetite. In addition, independent views from bankers and currency market experts are obtained periodically to validate risk mitigation decisions.

The Management reviews and agree policies for managing each of these risks which are summarised below:

(a) Market Risk

Market risk is the risk that the fair value or future cash flows of a financial instrument will fluctuate because of changes in market prices. Market prices comprise interest rate risk. Financial instruments affected by market risk include loans and borrowings.

The Company's activities expose it to a variety of financial risks, including the interest rate movement.

Particulars	31 March 2019	31 March 2018
Variable rate borrowings	-	642.50
Fixed rate borrowings	125.10	8,355.84
Total	125.10	8,998.34

Interest rate sensitivity

The following table demonstrates the sensitivity to a reasonably possible change in interest rates on that portion of loans and borrowings. With all other variables held constant, the Company's loss before tax is affected through the impact on floating rate borrowings, as follows:

Particulars	Increase/ decrease in basis points	Effect on Loss before tax
31 March 2019	+ 0.50 basis points	-
	- 0.50 basis points	-
31 March 2018	+ 0.35 basis points	2.25
	- 0.35 basis points	(2.25)

(b) Credit Risk

Credit risk is the risk that a counter party will not meet its obligations under a financial instrument or customer contract, leading to a financial loss. The Company is exposed to credit risk from its operating activities, primarily trade receivables and from its financing activities.

(i) Trade receivables

Customer credit risk is managed subject to the Company's established policy, procedures and controls relating to customer credit risk management. Trade receivables are non-interest bearing and are generally on credit terms in line with respective industry norms. Outstanding customer receivables are regularly monitored.

The ageing analysis of trade receivables as of the reporting date is as follows:

Particulars	Neither past due nor impaired	Past due but not impaired		Total
		Less than 1 year	More than 1 year	
Trade Receivables as of 31 March 2019	45.24	463.44	5.70	514.38
Trade Receivables as of 31 March 2018	76.94	457.53	5.70	540.17

The requirement for impairment is analysed at each reporting date.

(c) Liquidity Risk

Liquidity risk is the risk that the Company may not be able to meet its present and future cash and collateral obligations without incurring unacceptable losses. The Company's objective is to, at all times maintain optimum levels of liquidity to meet its cash and collateral requirements. The Company closely monitors its liquidity position and deploys a robust cash management system. It maintains adequate sources of financing including loans, debt, and overdraft from both domestic and international banks at an optimised cost.

The table below summarise the maturity profile of the Company's financial liabilities based on contractual undiscounted payments:

Particulars	As at 31 March 2019		
	Less than 1 year	More than 1 year	Total
Borrowings	125.10	-	125.10
Trade Payables	4.56	-	4.56
Other financial liabilities	8.66	-	8.66
Total	138.32	-	138.32


Particulars	As at 31 March 2018		
	Less than 1 year	More than 1 year	Total
Borrowings	2,269.26	6,300.00	8,569.26
Trade Payables	9.37	-	9.37
Other financial liabilities	753.17	-	753.17
Total	3,031.80	6,300.00	9,331.80

25 Capital Management

Capital includes equity attributable to the equity holders of the Company and net debt. Primary objective of Company's capital management is to ensure that it maintains an optimum financing structure and healthy returns in order to support its business and maximize shareholder value. The Company manages its capital structure and makes adjustments, in light of the changes in economic conditions or business requirements. The Company monitors capital using a gearing ratio which is net debt divided by total capital plus net debt. Net debt is calculated as loans and borrowings less cash and cash equivalents.

Gearing Ratio:

Particulars	31 March 2019	31 March 2018
Borrowings	125.10	8,355.84
Less: Cash and cash equivalents	22.48	19.49
Net Debt	147.58	8,375.33
Equity	7,475.29	(1,007.80)
Total Capital	7,475.29	(1,007.80)
Capital and Net Debt	7,622.87	7,366.53
Gearing Ratio	1.94%	913.69%



Swelect Green Energy Solutions Private Limited
Notes to financial statements for the year ended 31 March 2019
(All amounts are in INR Lakhs, unless otherwise stated)

26 Leases

Operating leases : Company as lessee


Particulars	31 March 2019	31 March 2018
Lease payments for the year	14.84	14.84
Future minimum lease rentals payable under operating leases are as follows:		
Not later than one year	14.84	14.84
Later than one year but not later than five years	59.36	59.36
Later than five years	230.75	245.59
	304.95	319.79

The lease term for Land is 26 years, covering a total area of 136.33 acres. There is no restriction imposed in the lease agreement. The Land, measuring 59.4 acres have been sub-leased to Lessees for the construction of Solar Plant.

Operating leases : Company as lessor

Particulars	31 March 2019	31 March 2018
Lease rent received for the year	1.94	0.94
Future minimum lease rental receivable under operating lease are as follows:		
Not later than one year	6.36	0.94
Later than one year but not later than five years	25.43	3.76
Later than five years	95.93	15.06
	127.72	19.76

27 Previous year figures have been regrouped/reclassified, wherever necessary.



For and on behalf of the Board of Directors
Swelect Green Energy Solutions Private Limited

R. Chellappan
Director
DIN : 00016958

Place: Chennai
Date: 27 May 2019

A. Balan
Director
DIN : 00017091

Place: Chennai
Date: 27 May 2019